



NAME: LED TROFFER LIGHT

P/N: TPALPD24DLA-50WSB



Advantage

- Available in 1' x 4', 2' x 2' and 2' x 4' recessed & surface versions
- DLC Qualified
- Advanced optical control
- High performance efficacy up to 125 lumens per watt
- Over 50% energy savings when compared to fluorescent troffers
- Three CCT options: 3000K, 3500K and 4000K at Typical 85 CRI
- Four stocked lumen packages offered along with multiple MTO options
- Standard 0-10V dimming driver with Step-dim and Fifth Light options
- 2x2: L89 at 60,000 hours; 2x4: L86 at 60,000 hours with 5 year warranty

Application

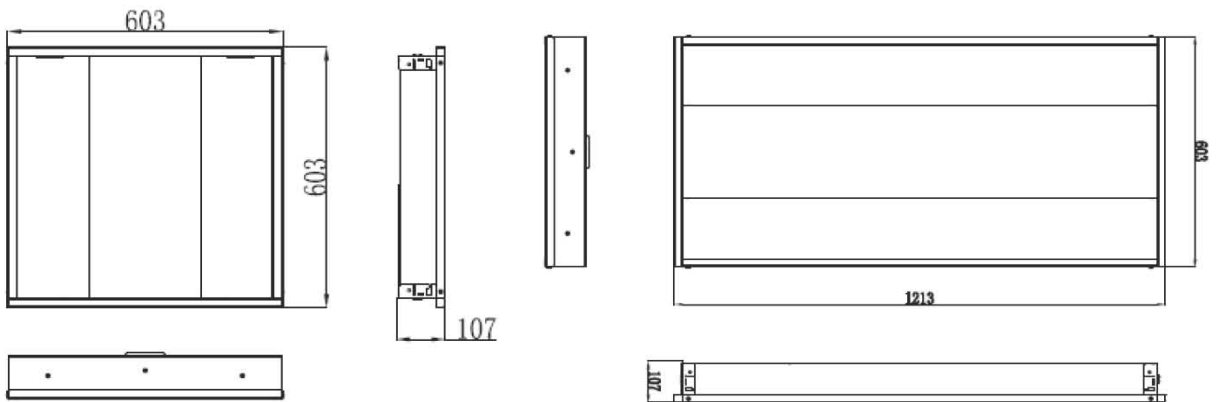
Perfect balance of form and function make it an ideal choice for commercial office spaces, schools, hospitals and retail merchandising areas.



1. Features

- Topband Arcline LED Troffer is an energy saving solution, easy to install to upgrade existing fluorescent troffers or install fixtures firstly.
- Both the 2`*2` and the 2`*4` Arcline troffer are manufactured with quality components and finishes, meaning a consistent, balanced lighting scheme.
- External isolated power supply is relatively safe.
- Super PC lens protect your eyes from glare.
- Light board compacting with housing is helpful in heat dissipation and low luminous decay.

2. Product Dimension



Item	L(mm)	W(mm)	H(mm)
2*2FT	603+/-1.5	603+/-1.5	107+/-1.5
2*4FT	1213+/-1.5	603+/-1.5	107+/-1.5

3. Product Specification Electrical Characteristics

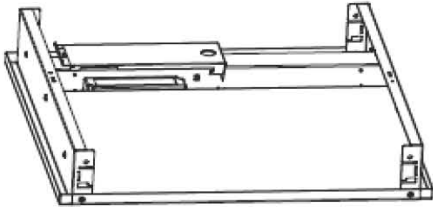
UL, DLC- Arcline LED Troffer

Item	Wattage/ Size	LED Q'TY	CRI	CCT	Luminous Flux	Beam Angle	Cover	Dimmable
TPALPD22DLA-40WSB	40W 2*2FT	288pcs 2835LEDs	> 80	4000K	4200LM± 10%	120°	Frosted	Optional
				5000K	4200LM± 10%			
TPALPD24DLA-50WSB	50W 2*4FT	420pcs 2835LEDs	> 80	4000K	5250LM± 10%	120°	Frosted	Optional
				5000K	5250LM± 10%			

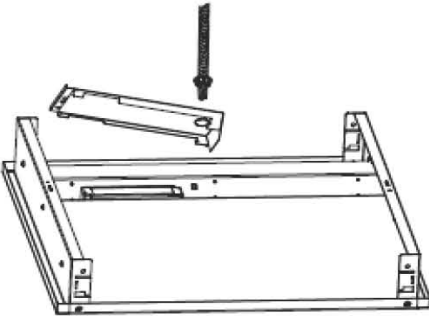
TPALPD24DLA-70WSB	70W 2*4FT	384pcs 2835LEDs	> 80	4000K	7350LM±8%	120°	Frosted	Optional
				5000K	7350LM±8%			

4. Installation

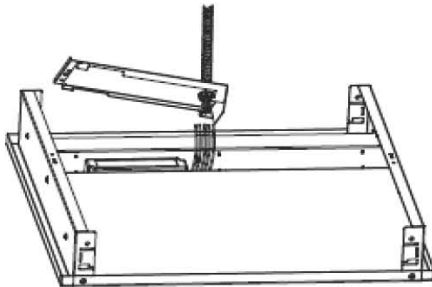
Step1. Remove the driver's cover on the back of the LED troffer



Step2. Poke out the button hole of the cover and then put the linker of flexible metal conduit into the hole



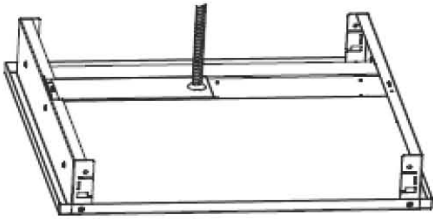
Step3. Connect L, N, GND wires well. The dimmable troffer should be connected with dimmable wire also.



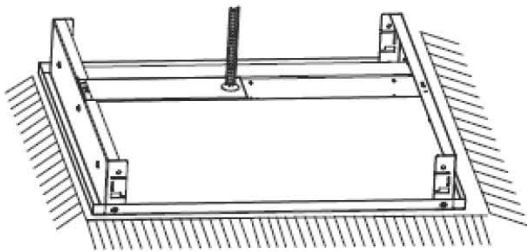
Notes: AC input-white line L, black line N, yellow/green line GND

Dimmable input-brown line 0-10V/+, blue line GND/-

Step4. Place the driver's cover and fasten it by using screw

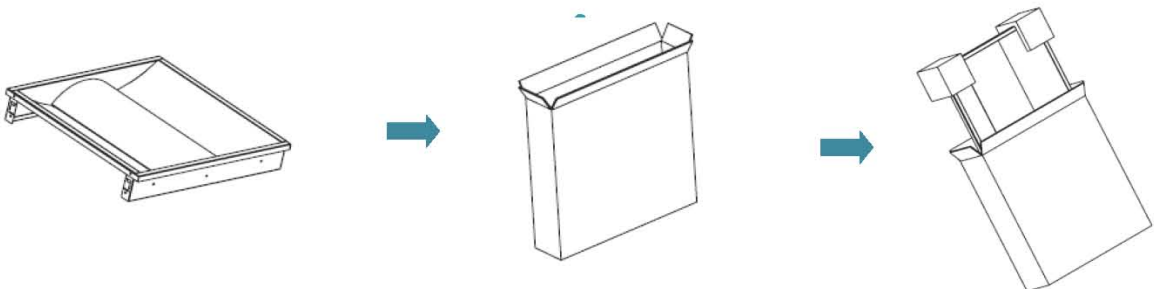


Step5. Place the cover on the driver well. Insert the troffer into the ceiling skeleton, fastened by cable going through round hole. The recessed-mounting installation is finished.



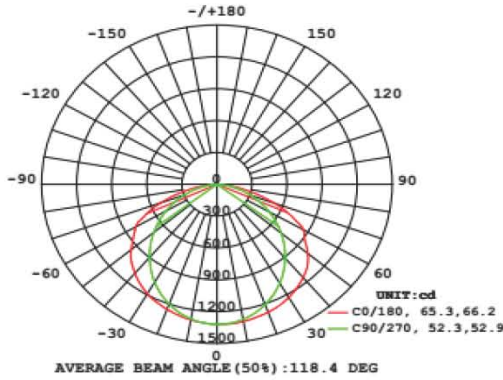
5. Package

Item	Net Weight	Gross Weight	Carton Dimensions
TPALPD22DLA-40WSB	4.843kg	6.043kg	645*143*650mm
TPALPD24DLA-50WSB	8.426kg	10.305kg	1255*143*650mm
TPALPD24DLA-70WSB	8.426kg	10.305kg	1255*143*650mm



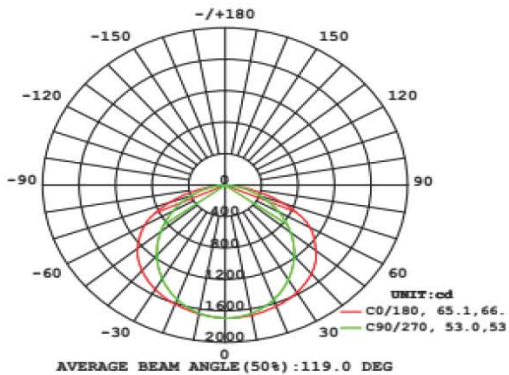
6. Test Report

TPALPD22DLA-40WSB (4000K)



Height	Eavg, Emax	Angle: 105.90deg	Diameter
3.281ft 1m	44.34, 122.7fc 477.3, 1321lx		8.692ft 264.94cm
6.562ft 2m	11.09, 30.68fc 119.3, 330.3lx		17.38ft 529.88cm
9.843ft 3m	4.927, 13.64fc 53.04, 146.8lx		26.08ft 794.82cm
13.12ft 4m	2.772, 7.671fc 29.83, 82.57lx		34.77ft 1059.76cm
16.4ft 5m	1.774, 4.909fc 19.09, 52.84lx		43.46ft 1324.70cm

TPALPD24DLA-50WSB (4000K)



Height	Eavg, Emax	Angle: 107.35deg	Diameter
3.281ft 1m	54.71, 157.1fc 588.9, 1691lx		8.925ft 272.03cm
6.562ft 2m	13.68, 39.28fc 147.2, 422.8lx		17.85ft 544.06cm
9.843ft 3m	6.079, 17.46fc 65.43, 187.9lx		26.77ft 816.10cm
13.12ft 4m	3.419, 9.821fc 36.81, 105.7lx		35.7ft 1088.13cm
16.4ft 5m	2.188, 6.285fc 23.56, 67.65lx		44.62ft 1360.16cm

TPALPD24DLA-70WSB (4000K)

